

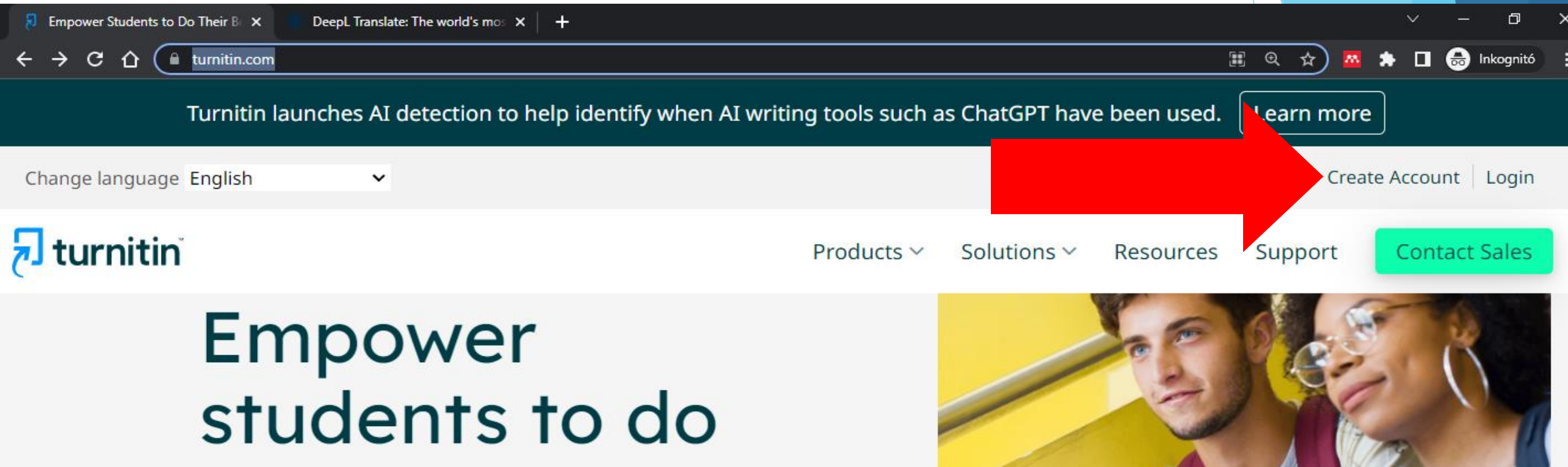
# Turnitin student registration and thesis submission

Mihály Csüllög

# Important informations

- ▶ The student profile means limited access.
- ▶ The students can only view their own thesis.
- ▶ **Please, upload only WORD format!**
- ▶ The students can not delete the uploaded thesis. Only the plagiarism checker has the right to delete it. After deletion the student can re-upload their thesis (if it is necessary).
- ▶ The submitted thesis will not be included in the Turnitin repository.
- ▶ After submission the student can view the similarity report, but it is not the plagiarism result (**only similarity**). In all cases, please wait for the response of the plagiarism checker and only then make any corrections to the thesis (if it is necessary).
- ▶ Turnitin is very fast, usually the similarity checking process takes 1-2 minutes. In all cases, please download the similarity report after it was completed. As soon as I perform the plagiarism check and notify the student of the result, I delete the uploaded file from the Turnitin.
- ▶ Please register for Turnitin only once, with only one e-mail address. I will answer everybody in time.
- ▶ I only perform the plagiarism checks for students who are on department's list. I will ignore all other theses and delete them.
- ▶ The theses are only checked during working hours. That means **NOT** on holidays and weekends. Working hours Monday - Friday : 8:00-16:00.

# Registration




- ▶ Please open turnitin.com site!
- ▶ Click on the Create Account button!

# Registration

- ▶ Please choose the STUDENT option!



user\_type.asp?lang=en\_us

 turnitin™

## Create a User Profile

All users must have a user profile to use the service. Please select how you will be using Turnitin:

[Student](#)  
[Teaching Assistant](#)  
[Instructor](#)

Existing user?

If you've used the service before, there is no requirement to create a new user profile. Log in [here](#) with your old credentials.

# Registration

- ▶ Please, create your own student profile!
- ▶ Class ID
- ▶ Class enrollment

ewuser\_join.asp?svr=36&session-id=708b82cb020347bf915eaac94c697752&lang=en\_us&r=88.6597902937027

## Create a New Student Profile

### Class ID Information

All students must be enrolled in an active class. To enroll in a class, please enter the class ID number and class enrollment key that you were given by your instructor.


Please note that the key and pincode are case-sensitive. If you do not have this information, or the information you are entering appears to be incorrect, please contact your instructor.

Class ID

Class enrollment key

### User Information

Your first name



# Login and submission

- ▶ You should read about login process here: <https://help.turnitin.com/feedback-studio/turnitin-website/student/account-basics/logging-in.htm>
- ▶ Thesis submission: <https://help.turnitin.com/feedback-studio/turnitin-website/student/submitting-a-paper/file-upload-submission.htm>
- ▶ More information about student profile: <https://help.turnitin.com/feedback-studio/turnitin-website/student/student-category.htm>

# Additional upload information

- ▶ Once the submission has started, select Cut & Paste Upload next to the Submit option, then click on Single File Upload and continue with the submission.

NOW VIEWING: HOME > KÖRNYEZETMÉRNÖKI TANSZÉK

Submit: Cut & Paste Upload ▾

Single File Upload

First name


Mihály

Last name

Csüllög

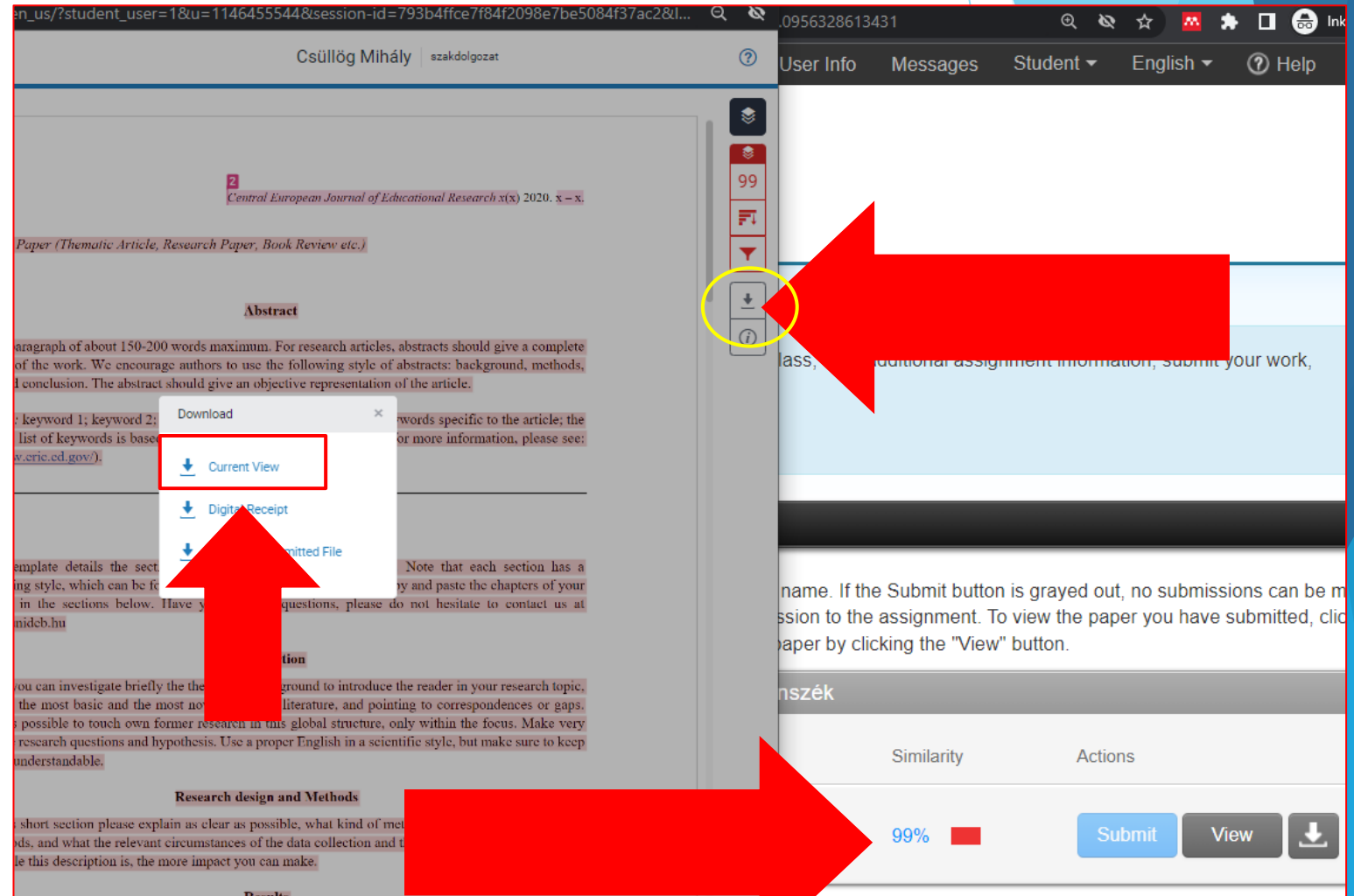
Submission title

Cut and paste your paper



# View and download the similarity report

- ▶ The similarity checking process takes 1-2 minutes. If there will not result, please send an e-mail to [mcsullog@eng.unideb.hu](mailto:mcsullog@eng.unideb.hu) , and the problem will be solved.
- ▶ Click on the similarity percent to view the similarity report. And then please download it by clicking on the arrow symbol (marked in yellow in the picture). With the Current View option possible the download the complete similarity report. The similarity index and the list of similar sources are shown at the end of the report .





# Thesis re-uploading

[Class Portfolio](#) [My Grades](#) [Discussion](#) [Calendar](#)

YOU ARE VIEWING: HOME > KÖRNYEZETMÉRNÖKI TANSZÉK

**Welcome to your new class homepage!** From the class homepage you can see all your assignments for your class, view additional assignment information, submit your work, and access feedback for your papers.

Hover on any item in the class homepage for more information.

Class Homepage

This is your class homepage. To submit to an assignment click on the "Submit" button to the right of the assignment name. If the Submit button is grayed out, no submissions can be made for this assignment. If resubmissions are allowed the submit button will read "Resubmit" after you make your first submission to the assignment. To view the paper you have submitted, click on the "View" button. Once the assignment's post date has passed, you will also be able to view the feedback left on your paper by clicking the "View" button.

Assignment Inbox: Környezetmérnöki Tanszék				
Assignment Title	Info	Dates	Similarity	Actions
EHS szakmérnök		Start 04-May-2023 9:02 Due 30-Jun-2023 11:59 Post 30-Jun-2023 11:59		

- ▶ In all cases, please download the similarity report after it was completed. As soon as I perform the plagiarism check and notify the student of the result, I delete the uploaded file from the Turnitin.
- ▶ After deletion the students can re-upload their thesis with their previous registration (if it is necessary).

# Feedback option

- ▶ If you have any other questions or if something is not clear in this presentation, please send me an e-mail ([mcsullog@eng.unideb.hu](mailto:mcsullog@eng.unideb.hu)).